

CT 100 Casing-in machine

The CT 100 is a totally new bladeless casing-in concept. The machine has been designed for a specialised but important segment of the book industry. The machine will produce square back books with block thickness ranging from 1-25 mm (one signature to 1 ") at speeds up to 100 books per minute. The CT 100 is compact in design, easy to operate, and offers quick make-ready features.

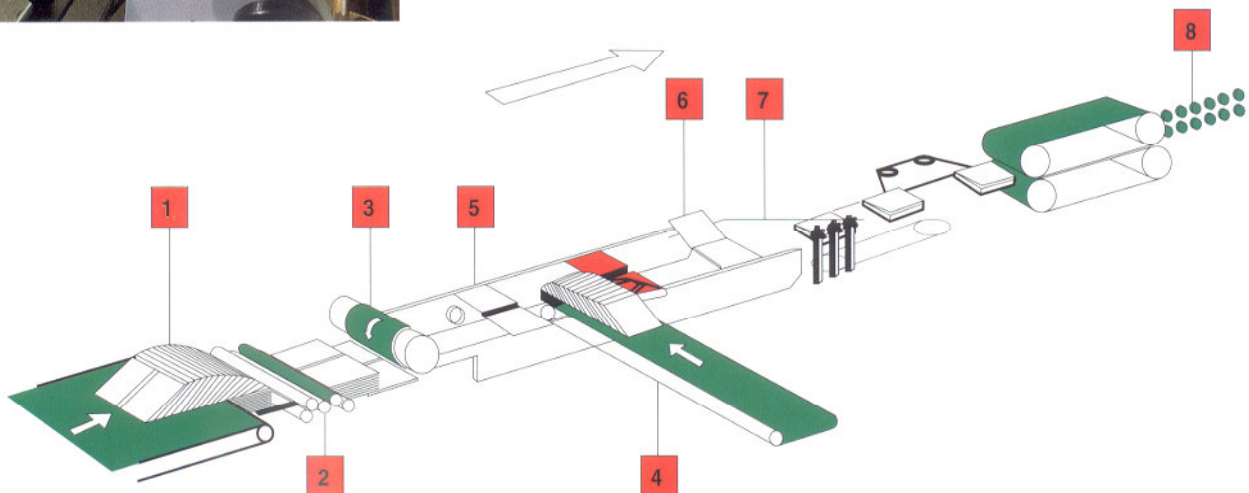

Description of machine elements

Case feeding and forming station

Consists of a feeding belt which ensures that sufficient stack capacity is present. The shingled cases are fed into the book hopper with the outside facing down, the pile height being kept constant automatically by means of photocells. The dewarping device consists of adjustable rollers located after the hopper. When a case is required, an adjustable pusher removes a case from the bottom of the pile. Two transport chains transport the case to the spine forming station where the spine forming rollers can be adjusted to the spine width.

Gluer


Consists of two adjacent rollers for restricting the amount of glue applied. The glue is pumped continuously from a glue container outside the machine. The glue level is kept constant by a control system (sensor). Foam rubber plates secured to the main cylinder by double sided tape print the exact amount of glue onto the cases passing under the main cylinder.



- 1. Case feeder
- 2. Case dewarping
- 3. Glue applicator

- 4. Large capacity book block feeder
- 5. Hot-melt application in joint
- 6. Marrying bookblock and case in perfect register

- 7. Closing top part of the case in register to bottom part
- 8. Joint forming and pressing



Book feeder

Consists of a feeding belt which transports shingled books to the book hopper. Here too, the stack height is kept constant automatically by means of photocells. The feeding belt itself can be linked in-line with a book block trimmer. When a glued case is correctly aligned, a book block is fed and calibrated brought over the case with a table roll system.

Transport zone with central and lateral grippers

After gluing, two transport chains transfer the case to the central gripper. The central grippers grip the right-hand side of the case and are moved forward by the center transport mechanism. The gripper inserts determine the case-bookblock register of 3 or 4 mm. The central gripper is also a precise register point for the approaching book block. The bookblock is now brought into exactly the right position by means of two lateral guide rails. When the book has been brought into precise register with the glued case, the bookblock is held by side grippers.

